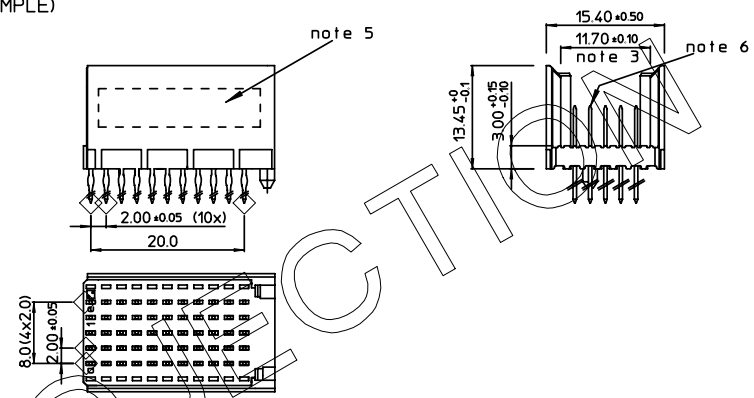


BS,C ,202788,151	D	GEN. ST.	01	02	03	04	05	06	07	08	0D	50	60	70	80	90	REV.	DATE	DESCRIPTION	BY	C'K'D'															
		INT. ST.	10	11	12	13	14	18	20	31	32	33	34	38	39	40	42	43	44	45	46	48	56	70	72	73	75	76	81	82	83	84	88	A	2001-09-14	CONVERSION REVISION 00
																		B	2002-05-28	EC B20086	NF															
																		C	2005-11-15	105-0231	ALEX B	BKP														
																		D	2006-08-10	106-0146	VIVEK	BKP														

LOADING PATTERN MATING SIDE

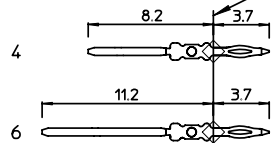
f	0	0	0	0	0	0	0	0	0	0	0	0	0	0	0	0
e	4	4	4	4	4	4	4	4	4	4	4	4	4	4	4	4
d	4	4	4	4	4	4	4	4	4	4	4	4	4	4	4	4
c	4	4	4	4	4	4	4	4	4	4	4	4	4	4	4	4
b	4	4	4	4	4	4	4	4	4	4	4	4	4	4	4	4
a	4	4	4	4	4	4	4	4	4	4	4	6	6	6	6	6
Z	0	0	0	0	0	0	0	0	0	0	0	0	0	0	0	0
P	0	0	0	0	0	0	0	0	0	0	0	0	0	0	0	0
S	1	5	0	0	0	0	0	0	0	0	0	0	0	0	0	0

LOADED CONNECTOR ASSEMBLY  
(FOR EXAMPLE)

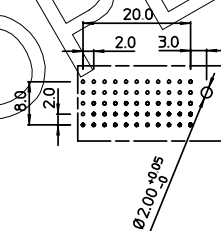


CONTACT OVERVIEW

SEATING PLANE FOR CONNECTOR



LAY-OUT P.C.B.-HOLE



LEAD FREE INDICATOR : LF = LEAD FREE  
(DIGIT 15 & 16)

HM2P09PDR2J0

PLATING CODE (DIGIT 13 AND 14)  
(REF DWG No. BS,C ,201844.003)

NOTES:

1. THIS PRODUCT IS CSA APPROVED.
2. THIS PRODUCT IS UL RECOGNIZED.
3. MEASURED AT THE BOTTOM.
4. MATERIAL CONTACT: PHOSPHORBRONZE  
HOUSING: CREAM WHITE GLASSFILLED POLYESTER UL-94V0
5. CONNECTOR PRINTED WITH P/N AND DATE CODE.
6. FOR ACTUAL CONTACT LOADINGS, SEE LOADING PATTERN MATING SIDE.
7. SHAPE OF CONNECTOR HOUSING CAN ALTER DEPENDING ON PRODUCTION LOCATION.
8. THE PRODUCT (LF) MEETS EUROPEAN UNION DIRECTIVES AND OTHER COUNTRY REGULATIONS AS DESCRIBED IN GS-22-008
9. FOR RECOMMENDED PTH DIMENSIONS REFER DRAWING : BS,A ,201572.001

THIS IS OUR EXCLUSIVE PROPERTY. IT IS NOT TO BE COPIED, REPRINTED OR DISCLOSED TO A THIRD PARTY, NOR USED FOR MANUFACTURING WITHOUT OUR WRITTEN CONSENT, AND HAS TO BE RETURNED TO US IN CASE OF NO USAGE

DIT IS ONZE EIGENDOM EN MAG NOCH NAGEMAKT, HERDRUKT, OVERGEMAAKT AAN DERDEN, NOCH VOOR FABRIKATIE GEBRUIKT WORDEN, ZONDER ONZE SCHRIFTELIJKE TOELATING. BIJ NIET GEBRUIK IS TERUGZENDING VERPLICHT.

1DEC ± 0.2 2DEC ± 0.1 ANGLES ± 1°	APPR.	DATE	SIGN.	MPACS 5R STR HDR CONN TYPE C	
	DRAFT	2001-07-18	M.Frel	CAT. No. HM2P09PDR2J0----	
	CHECKED			www.fcjconnect.com	
WE RESERVE THE RIGHT TO CHANGE DIMENSIONS OR REQUIREMENTS WITHOUT PRIOR NOTICE.	PROD. MGR.				SCALE
	PR. ENG. MGR.				
ALL DIMENSIONS IN MM	PR. MGT. MGR.			REFERENCES	
				BS,C ,202788,151	
				D	
				DRAWING No. CUSTOMER DRAWING REVISION	